




Schoolology Login for Parents

Mobile App version

School District of Waupaca

Written by Art Schultz
Oct 14, 2020



Respectful, Responsible, Safe & Prepared

90%

Of caregivers use the mobile app for accessing information about their child's progress in Schoology.

10% tend to be teachers that are also parents in their district..

Download the Schoology App

On a iPhone or iPad:



- Go to your App Store,
- Search for Schoology
 - (This is a free app)
- Or visit this link or the QR code below:
<https://apps.apple.com/us/app/schoology/id411766326>



On Android:



- In Google Play Store,
- Search for Schoology
- Or visit this link or the QR code below.
- https://play.google.com/store/apps/details?id=com.schoology.app&hl=en_US&gl=US



Check your Infinite Campus associated Email account.

You should have received an email from no-reply@schoolology.com, that has content like this one:

Hi XXXXXXXX,

School District of Waupaca has created an account for you on Schoology. Schoology is an online learning management system.

You can login to your account using the information below. We ask that you change your password upon login.

- Login Link: <http://waupacaschools.schoolology.com/login?school=2572573226>
- Username: XXXXXXXX
- Password: XXXXXXXX

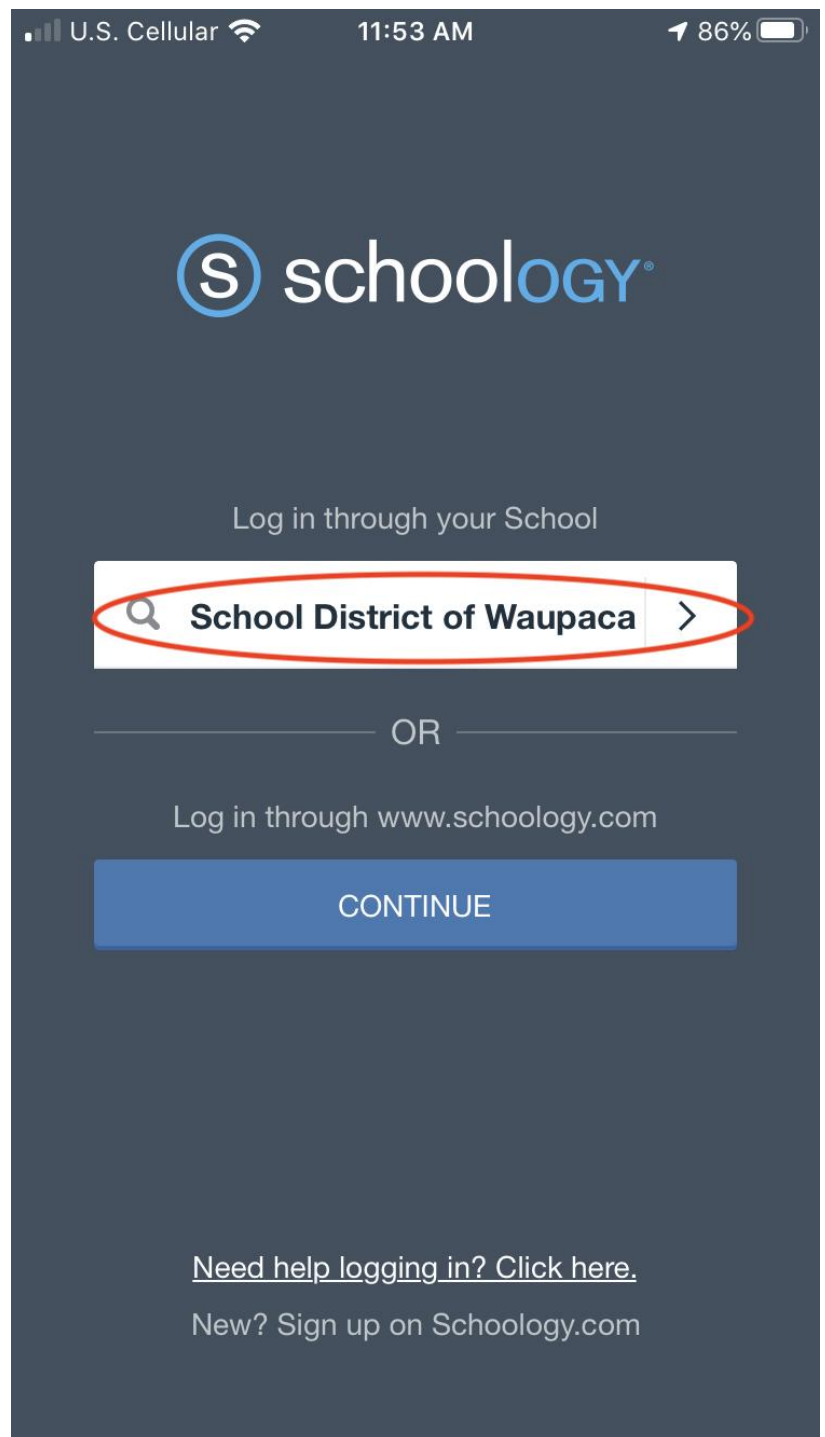
You need the Username and Password information.

Logging in (pt. 1)

Log in through your school.

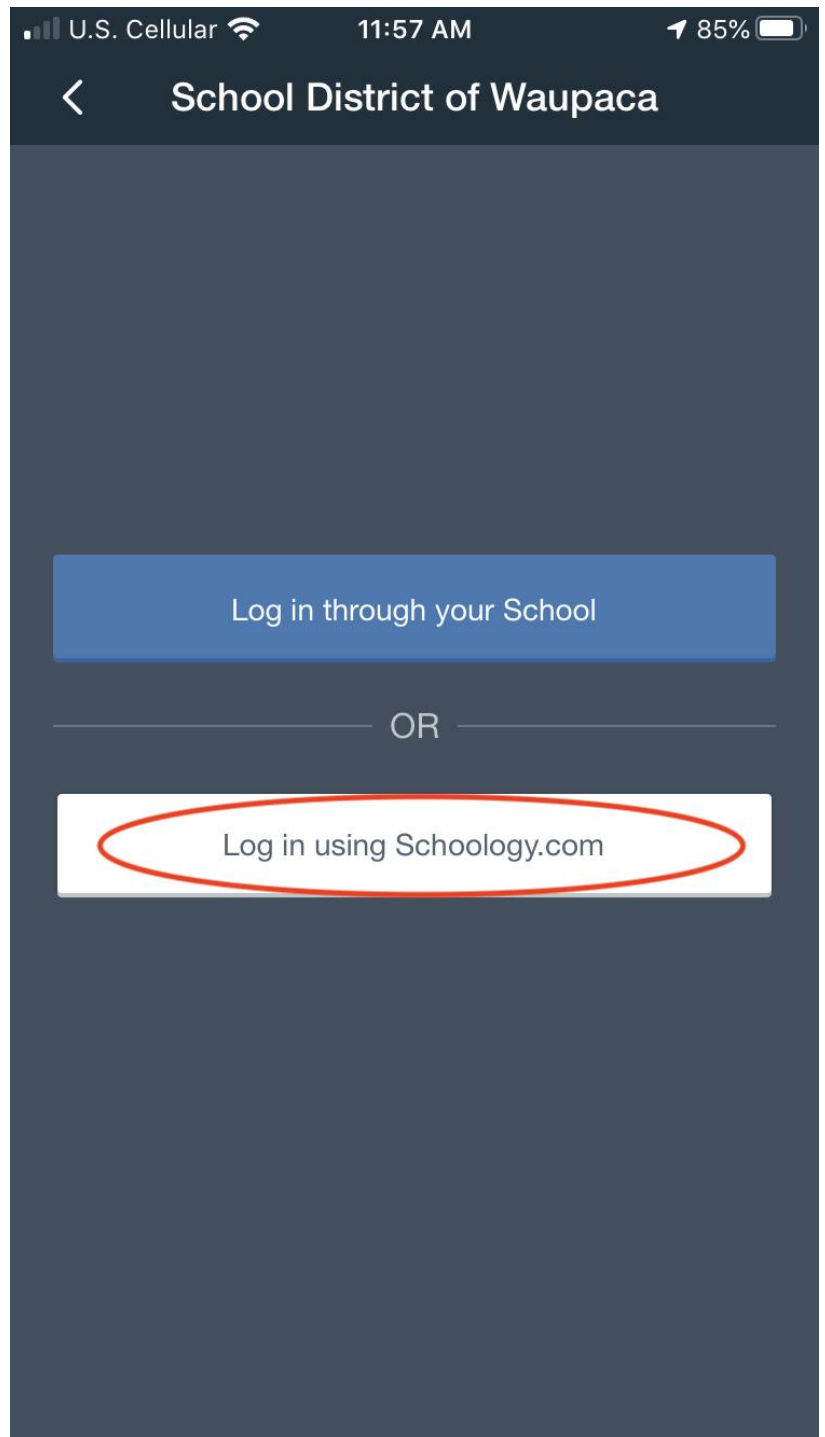
Type the school Zip code to quickly find the School District of Waupaca.

54981



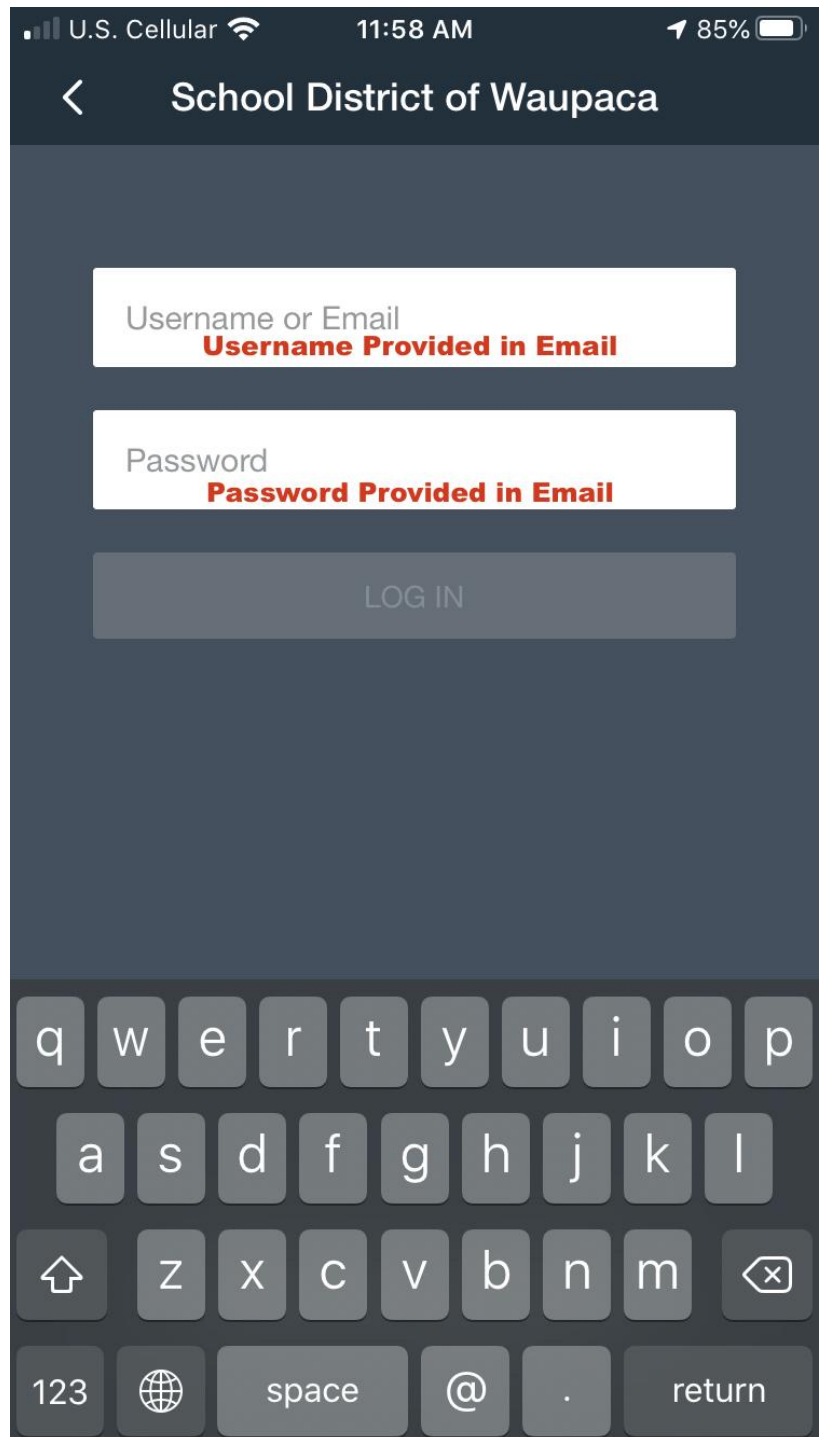
Logging in (pt. 2)

Press Log in using Schoology.com




Logging in (pt. 3)

Use your Username and Password
from the email sent from
noreply@schoolology.com



The screenshot shows a mobile login interface for the School District of Waupaca. At the top, the status bar displays "U.S. Cellular", "11:58 AM", and "85%" battery. The page title is "School District of Waupaca". Below the title, there are two input fields: "Username or Email" and "Password". Both fields have a red message below them: "Username Provided in Email" and "Password Provided in Email" respectively. A "LOG IN" button is positioned below the password field. At the bottom of the screen, a virtual keyboard is visible with keys for letters, numbers, and symbols.


Navigating the app



Press the 3 lines for the menu.

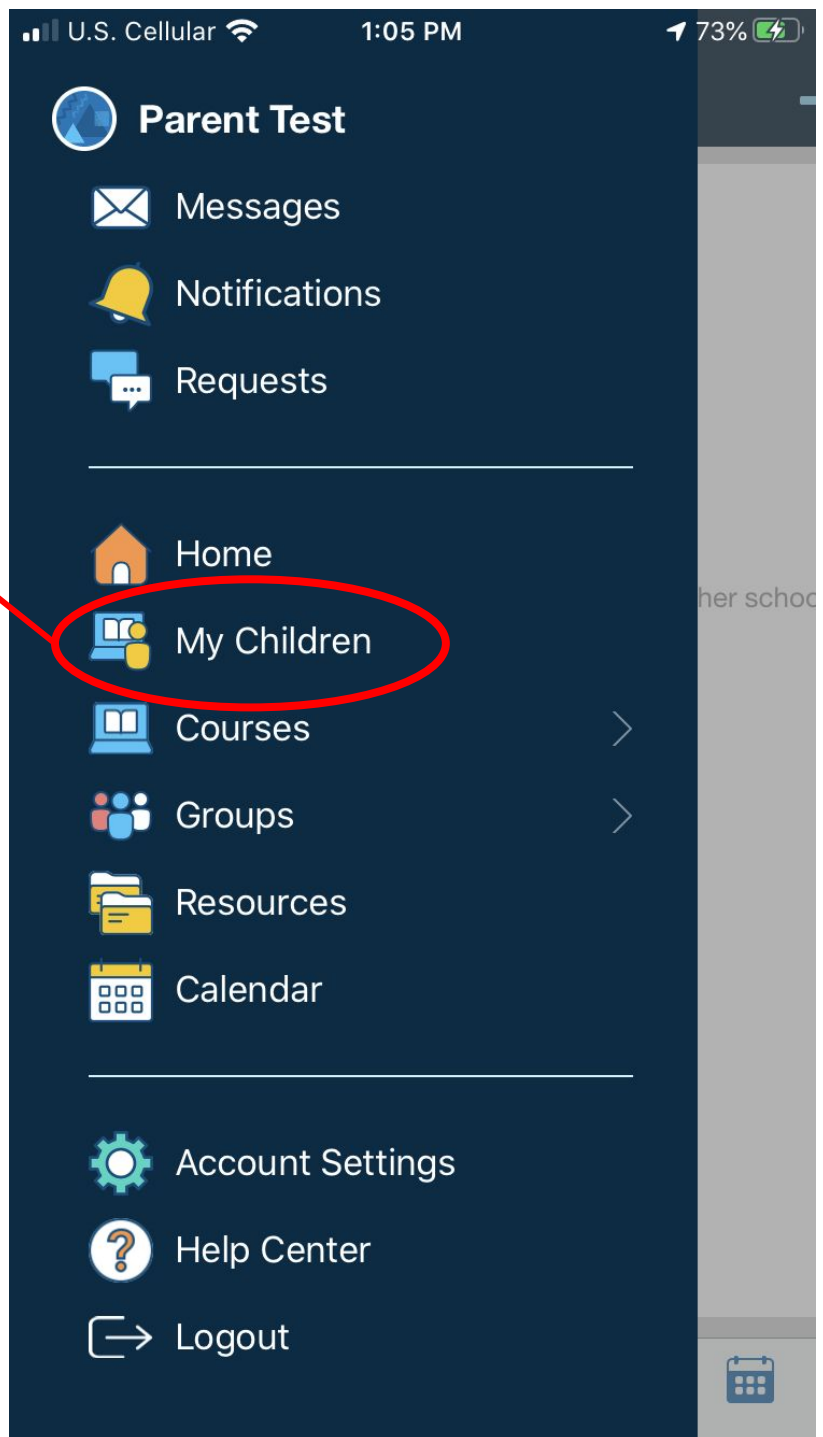
Everything else on this screen really will not show you much, as you are a parent, not a student.

You are not currently enrolled in any courses




App Menu

Click on My Children



Student Activity



This is the student activity section.

Student Activity · Enrollments

 Mickey Mouse submitted an item to **Fill in the parts of the Heart.** Oct 13 at 2:10 pm



Arthur Schultz ▶ **Schultzy's Test Kitchen: Section 1**


Today's Google Meet:

<https://meet.google.com/vgc-hysj-tip>

Mon Oct 12, 2020 at 9:27 am

 Mickey Mouse received A+ for **PE Self Assessment Week 1** Oct 7 at 10:42 am

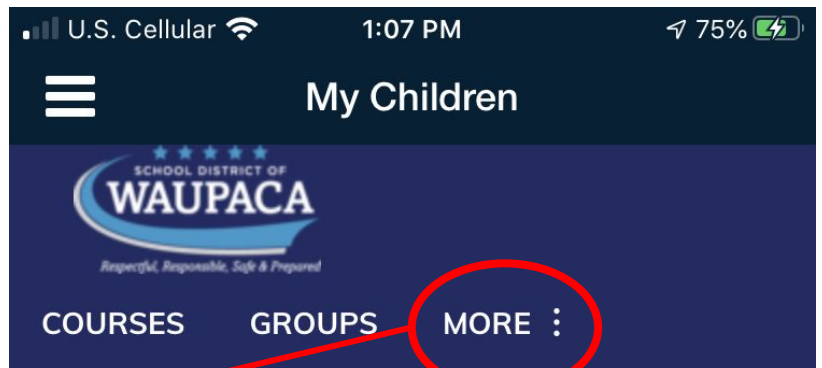
 Mickey Mouse submitted an item to **PE Self Assessment Week 1** Oct 7 at 10:41 am

 Mickey Mouse submitted an item to **Demonstration Speech** Oct 6 at 8:18 am

 Mickey Mouse submitted an item to **TC S5 Practice Assignment** Oct 2 at 11:34 am



Changing Students



If you have more than one student, press here.

Student Activity · Enrollments

 Mickey Mouse submitted an item to **Fill in the parts of the Heart.** Oct 13 at 2:10 pm



Arthur Schultz ▶ **Schultz's Test Kitchen: Section 1**


Today's Google Meet:

<https://meet.google.com/vgc-hysj-tip>

Mon Oct 12, 2020 at 9:27 am

 Mickey Mouse received A+ for **PE Self Assessment Week 1** Oct 7 at 10:42 am

 Mickey Mouse submitted an item to **PE Self Assessment Week 1** Oct 7 at 10:41 am

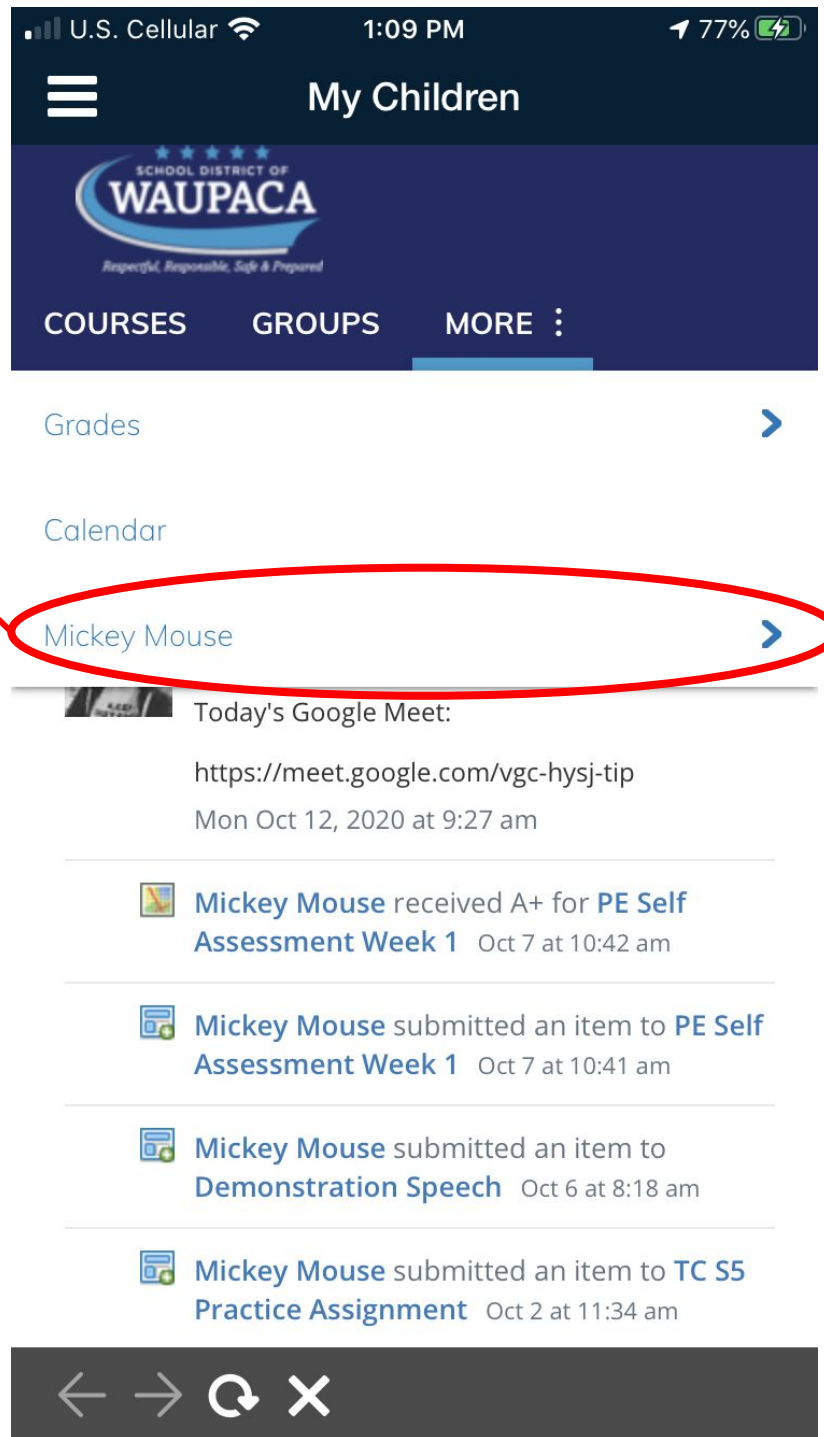
 Mickey Mouse submitted an item to **Demonstration Speech** Oct 6 at 8:18 am

 Mickey Mouse submitted an item to **TC S5 Practice Assignment** Oct 2 at 11:34 am



Changing Students

Select your other student here.



Grades in Schoology

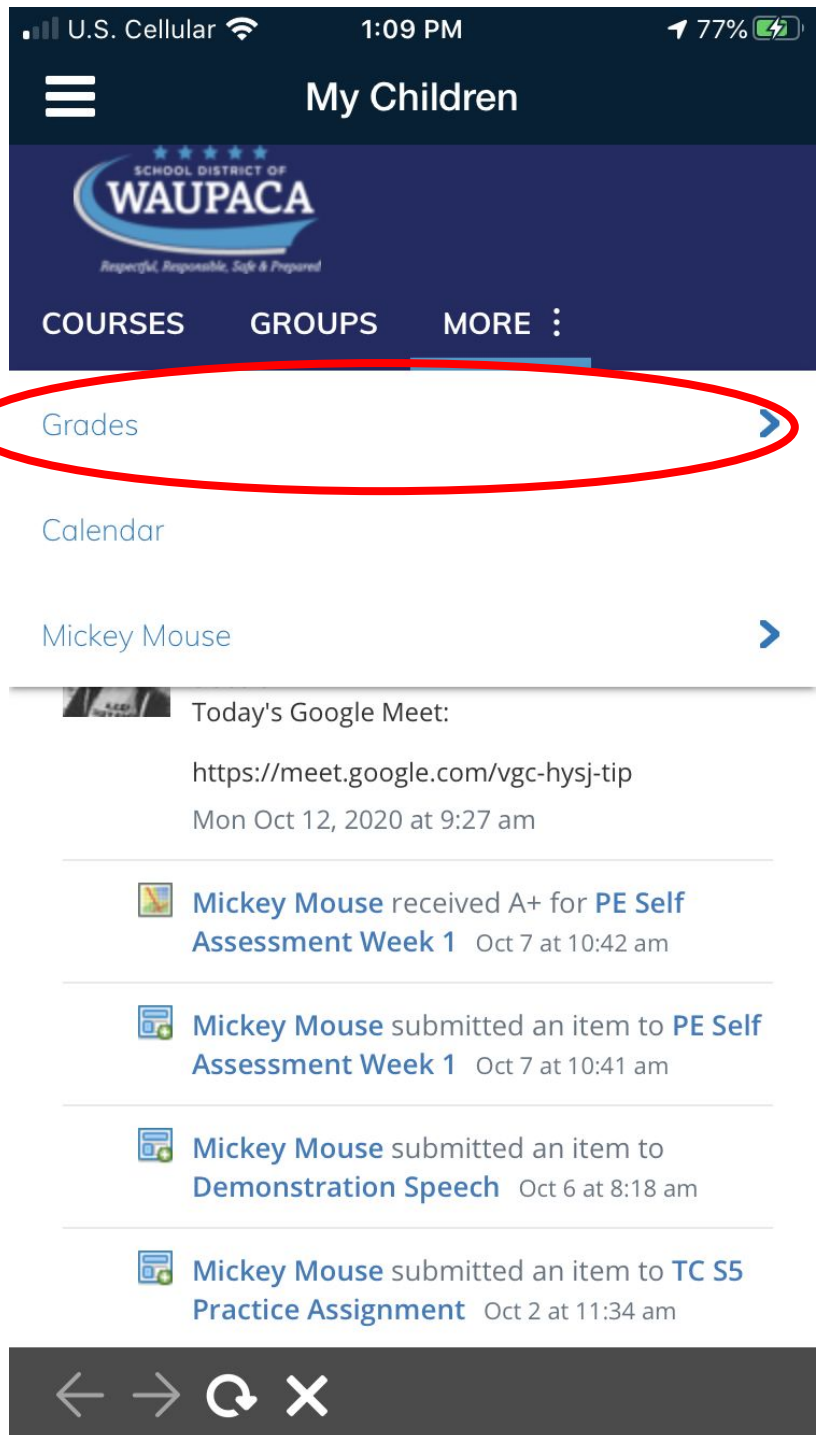
Grades & Reports.

Remember, as we have four buildings, each have different grading methods.

Standards based grades are used in the elementary and middle levels, and scores in the high school.

The grades here are going to show how they did on a task, and may not show the overall score.

For that, please login to Infinite Campus. Reach out to your child's teacher if you have questions on their grading policies.



Grades in Schoology

The screenshot shows the Schoology mobile app interface. At the top, the status bar displays 'U.S. Cellular', '1:15 PM', and '80%' battery. The app header is 'My Children'. Below this, there are two course sections: 'Nowicki Sandbox: Section 1' and 'Schultzzy's Test Kitchen: Section 1'. Under 'Schultzzy's Test Kitchen: Section 1', there is a table of assignments. The first row is 'Sandbox (100%)' with a dash. The second row is 'e.g. Homework' with a dash. Below this, there is a specific assignment: 'Fill in the parts of the Heart.' with a date of '10/14/20' and a time of '11:59pm'. To the right of this assignment is a dash and a document icon. A red arrow points from a text box on the left to this document icon. Below the assignment list, there is a section for '(no grading period) (0%)' with a dash. At the bottom of the course section, there is a grey box that says 'Course Grade: N/A'. Below this, there is another course section: 'SDW Schoology Resources: On Demand'. At the very bottom, there is a navigation bar with icons for back, forward, refresh, and close.


Assignment	Score
Sandbox	(100%) —
e.g. Homework	—
Fill in the parts of the Heart.	—
(no grading period)	(0%) —

Course Grade: N/A

In a Grade Report, you can see if an assignment has been submitted, with the small icon next to the assignment.

If this assignment has been graded in Schoology, a numerical score will appear on the line.

Calendar



Select here.

Grades >

Calendar

Mickey Mouse >


 Today's Google Meet:


<https://meet.google.com/vgc-hysj-tip>

Mon Oct 12, 2020 at 9:27 am

 **Mickey Mouse** received A+ for **PE Self Assessment Week 1** Oct 7 at 10:42 am

 **Mickey Mouse** submitted an item to **PE Self Assessment Week 1** Oct 7 at 10:41 am

 **Mickey Mouse** submitted an item to **Demonstration Speech** Oct 6 at 8:18 am

 **Mickey Mouse** submitted an item to **TC S5 Practice Assignment** Oct 2 at 11:34 am



Calendar

Assignment deadlines will show up on this calendar.

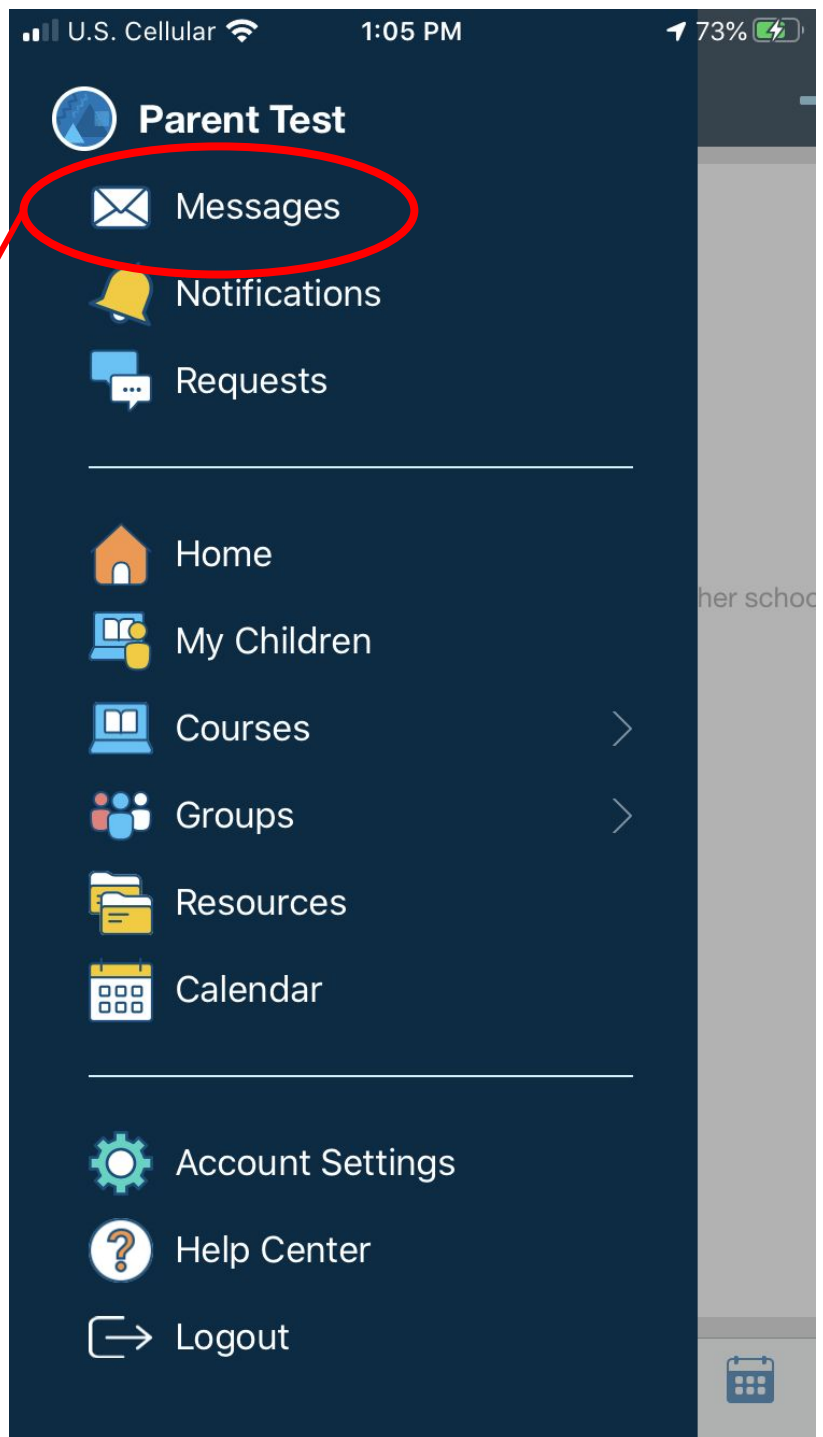
The screenshot shows a mobile application interface for 'My Children' from the School District of Waupaca. The top navigation bar includes 'COURSES', 'GROUPS', and 'MORE'. Below this is a calendar for October 2020. The calendar is currently set to 'Month' view. The days of the week are labeled at the top of the calendar grid. The dates shown are 27 through 10. There are three assignment deadlines highlighted in orange boxes:

- Wednesday, October 30: Google Drive Assignment 11 :59 pm and TC S5 Practice Assignment w Google Drive 11 :59 pm.
- Friday, October 2: LT12: Solving Multi Step Equations with Variables on Both Sides 3:30 pm.
- Friday, October 9: Assignment Assignment.

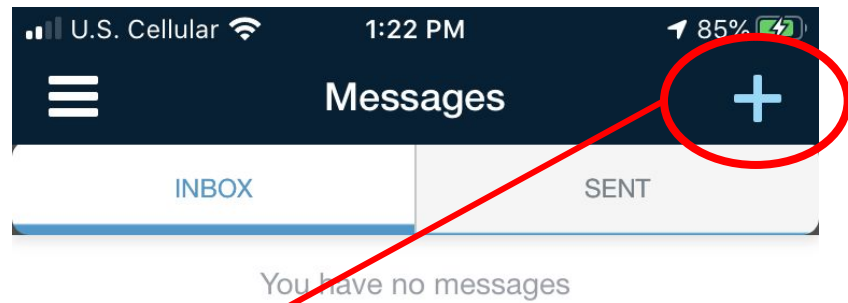
The bottom of the screen features a dark navigation bar with icons for back, forward, refresh, and close.

Messages

The messages button will forward to your student's teacher, via both Schoology and their school email account.



Messages



Start a message from here.

You will need to know the teacher's name to send a message.